



**ROCKFORD
HOMES**


Homestead Series

The Wellington

TWO STORY FLOOR PLAN

AMERICAN FARMHOUSE

1,891+ SQ. FT. • 3 BED • 2.5 BATH • 2-CAR GARAGE



Homestead Series

The Wellington

TWO STORY FLOOR PLAN


FIRST FLOOR BASE



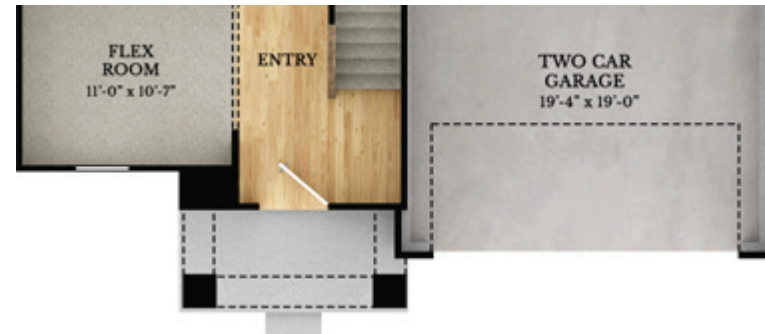
OPTIONAL MORNING ROOM



OPTIONAL KITCHEN ISLAND



OPTIONAL AMERICAN FARMHOUSE ELEVATION



OPTIONAL CRAFTSMAN ELEVATION

1,891+ SQ. FT. • 3 BED • 2.5 BATH • 2-CAR GARAGE

Homestead Series

The Wellington

TWO STORY FLOOR PLAN

SECOND FLOOR BASE



**OPTIONAL DELUXE
OWNER'S BATHROOM**



OPTIONAL BEDROOM 4



OPTIONAL AMERICAN FARMHOUSE ELEVATION



OPTIONAL CRAFTSMAN ELEVATION

1,891+ SQ. FT. • 3 BED • 2.5 BATH • 2-CAR GARAGE

Homestead Series
The Wellington
ADDITIONAL EXTERIOR DESIGNS



AMERICAN CLASSIC



CRAFTSMAN



Corporate Office - Rockford Homes
999 Polaris Parkway - Suite 200 | Columbus, OH 43240
614-785-0015

RockfordHomes.net

Because we are constantly improving our product, we reserve the right to revise, change, and / or substitute product features, dimensions, specifications, architectural details and designs without notice. This brochure is for illustration purposes only and is not part of a legal contract. **RH - 05/01/2024**

